

**COUNTY OF CAMBRIA, PENNSYLVANIA**  
**12TH ANNUAL EDITION**  
**CITIZEN'S FINANCIAL REPORT**

*The Ghost Town Trail*



**FOR THE YEAR ENDED DECEMBER 31, 2019**  
**PREPARED BY THE OFFICE OF THE CONTROLLER, ED CERNIC, JR.**

**ED CERNIC, JR.**  
CONTROLLER

# County of Cambria



**KRISTINE A. SEGGEAR, CPA**  
1<sup>st</sup> DEPUTY CONTROLLER/SENIOR ACCOUNTING  
MANAGER

**DANA DESCAVISH**  
2<sup>ND</sup> DEPUTY CONTROLLER/PENSION BENEFITS  
HEALTH CARE ADMINISTRATOR

## Office of County Controller

200 South Center Street  
Ebensburg, PA 15931

### *A Message from the Controller*

To The Residents of Cambria County:

Once again, we are pleased to report to the Citizens of Cambria County the financial status of your County Government. This is the 12<sup>th</sup> year we are reporting to you in an easy to read and understand overview of the County financials.



Cambria County, while facing challenges in different areas for 2019, continues to position itself well both in structure of Government services, and financial wellbeing. Our December 31, 2019 results show our unreserved fund balance increasing to \$2,966,889 from \$2,252,223 in 2018. The Commissioners', in their on going effort to improve public safety, have initiated the total upgrade of the Emergency 911 system. This upgrade and rebuild will be funded through a Bond issue taken out by the Commissioner's in early 2020 and will require NO tax increase to the taxpayers while providing a superior and up to date communication system.

The Controller's Office continues to provide the most transparent and open information system for the public, not only with this booklet, but also the OpenGov system on the County website that we started two years ago. In addition, you, by this time, will have already had the opportunity to use the new Election system and machines that the County implemented in 2019. This was also put into operation using County reserves without a tax increase while we wait for promised funding for most of the equipment. All the Elected Officials and employees are dedicated to making our services that we deliver to you as efficient and convenient as can be at the lowest possible cost to you.

Again, I would like to thank my staff, Kristine Segear, Deputy Controller/Senior Accounting Manager, Dana Descavish, 2<sup>nd</sup> Deputy/Pension Benefits Health Care Administrator, Amber Hamilton, and Emily Krug, Internal Auditors/Accountants, Sally Martin, Accounts Payable Coordinator, and Accounting Assistants Pam Gelles and Robert Martin. As you review the enclosed information, I hope you find it interesting and we are always available to answer any questions or be of any assistance to you. Please refer to the County Website for further information [cambriacountypa.gov](http://cambriacountypa.gov).

With All Best Wishes,

Ed Cernic, Jr.  
Cambria County Controller

**Contact information:**

Controllers Office:  
Phone: (814) 472-1620  
Fax: (814) 472-5358  
Controller's email:  
[ecernic@co.cambria.pa.us](mailto:ecernic@co.cambria.pa.us)

## **WELCOME TO CAMBRIA COUNTY!**

Cambria County, created on March 26, 1804, was the 41st County formed in PA and is nestled in the heart of the Allegheny Mountains. Cambria County is made up of 63 political subdivisions, consisting of the City of Johnstown, 32 boroughs and 30 townships with the Borough of Ebensburg being the County seat. In this publication as in previous publications, we will provide a brief history of two of Cambria County's boroughs and townships, Barr Township and Southmont Borough, see page 8 for more information.



The County has a population of approximately 144,000, based on the 2010 Census, and covers 692 square miles. Cambria County is a 4<sup>th</sup> class County. Cambria County is home to 5 colleges and universities, 14 public school districts and many private and parochial schools, as well as many historic sites, state parks and local museums. The County currently has 697 full time and part time employees and 1,126 retirees.

## **2020 CENSUS—DEADLINE EXTENDED**



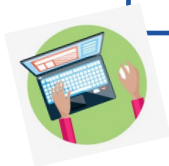
Online, Phone, and Mailed self responses will continue on a revised schedule:

**March 12th - October 31st**

Starting in July, census takers will begin interviewing households that have not yet responded to the 2020 Census.

**RESPOND ONLINE**

**[my2020census.gov](https://my2020census.gov)**



**RESPOND BY PHONE**

**1-844-330-2020**



We need **EVERY** CAMBRIA COUNTY RESIDENT to be counted in the 2020 Census.

**EVERY PERSON COUNTS !!**

### **TABLE OF CONTENTS**

|  |                                     |                                   |
|--|-------------------------------------|-----------------------------------|
| Controller's Message.....2                                 | New Voting Machines..... 7          | Health Care Costs .....14         |
| Welcome to Cambria County.....3                            | History of Municipalities..... 8    | Other Post Employment Ben.....14  |
| 2020 Census.....3  | Ghost Town Trail.....9              | Cambria County Retirement.....15  |
| General Obligation Debt .....4                             | County Financial Position.....10    | County Corrections.....16         |
| Component Units .....5                                     | General Fund Rev and Exp.....11     | OpenGov.....16                    |
| Children & Youth, Juvenile Court & Detention/Shelter.....5 | County Revenues and Expenses.....11 | In The Spotlight.....17           |
| Real Estate Taxes.....6                                    | Vehicle Registration Fee.....12     | Memorial—Sheriff Kolar.....17     |
| Real Estate Properties.....7                               | Act 152 Demolition Fee.....12       | 2020 Elected Officials.....18     |
|  | Liquid Fuels.....13                 | Guide to County Government.....19 |

## General Obligation Debt

As of December 31, 2019, the County's general obligation debt was \$39,310,812.

On August 16, 2019, S&P Global Ratings revised Cambria County's bond rating from stable to positive and affirmed its 'BBB' long-term rating on debt. According to the S&P report, "The positive outlook reflects the county's improving financial conditions, and our view that we may raise the rating within the next one-to-two years, potentially by multiple notches if the progression continues".

### Taxpayer's Debt Funding

The County designated 4 mills of tax to Debt Service in 2019.

Approximately \$5 million of Taxpayer's dollars were used to fund the County's Debt in 2019.

General Obligation Debt (In Millions)



|                   | <u>2016</u>          | <u>2017</u>          | <u>2018</u>          | <u>2019</u>          |
|-------------------|----------------------|----------------------|----------------------|----------------------|
| 04/05/08/09 Lease | 360,331              | 317,956              | 271,811              | 221,667              |
| 2014 GO Bond      | 28,620,000           | 25,860,000           | 22,965,000           | 19,950,000           |
| 2015 USDA Loan    | 78,311               | 59,226               | 39,510               | 19,145               |
| 2016 A&B GO Notes | 19,210,000           | 19,175,000           | 19,145,000           | 19,120,000           |
| 2017 FNB Loan     | -                    | 3,000,000            | 232,859              | -                    |
|                   | <u>\$ 48,268,642</u> | <u>\$ 48,412,182</u> | <u>\$ 42,654,180</u> | <u>\$ 39,310,812</u> |

In April of 2019, the County's positive financial position allowed for the payoff of the entire \$10 million Tax Anticipation Note issued for 2019. This continued in 2020 with the County paying the entire \$10 million Tax Anticipation Note off in May 2020.

The Tax Anticipation Note (not included with the long term debt listed in the chart above) is issued annually every January by the County in order to finance current operations before the real estate tax revenues are collected. The real estate tax collections are then used to retire the debt in the same year.



## Component Units of Cambria County

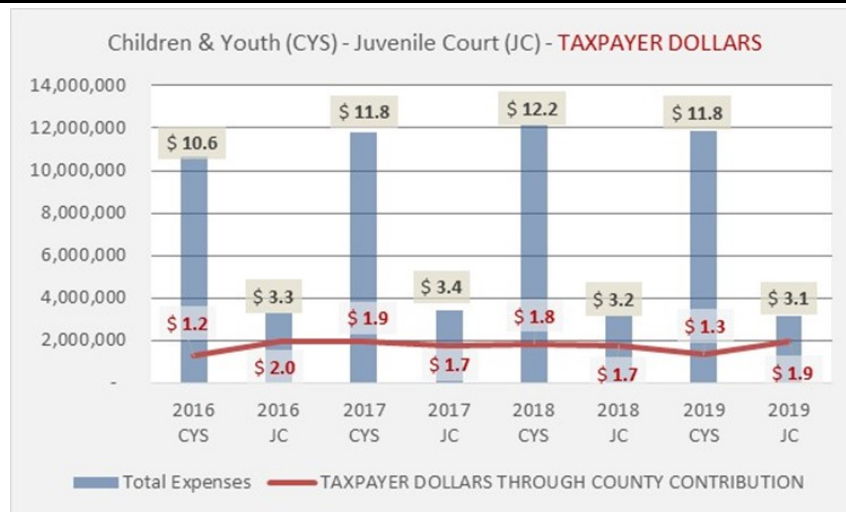
### TAXPAYER DOLLARS THROUGH COUNTY APPROPRIATION

|   | <u>2016</u>         | <u>2017</u>         | <u>2018</u>         | <u>2019</u>         |
|---|---------------------|---------------------|---------------------|---------------------|
| Penn Highlands Community College *      | \$ 1,205,000        | \$ 1,205,000        | \$ 1,205,000        | \$ 1,205,000        |
| Cambria Library Association *           | 625,000             | 615,000             | 615,000             | 615,000             |
| Transit Authority                       | 597,087             | 644,841             | 788,877             | 695,145             |
| Solid Waste Management Authority        | 340,700             | 340,700             | 340,700             | 340,700             |
| Johnstown-Cambria County Airport        | 174,000             | 174,000             | 174,000             | 174,000             |
| Conservation and Recreation Authority * | 200,000             | 155,000             | 162,750             | 166,931             |
| War Memorial Authority                  | 318,000             | 182,000             | 182,000             | 182,000             |
| Planning Commission                     | 64,200              | 64,200              | 70,000              | 70,000              |
| Redevelopment Authority                 | 60,000              | 60,000              | 100,000             | 100,000             |
|   | <u>\$ 3,583,987</u> | <u>\$ 3,440,741</u> | <u>\$ 3,638,327</u> | <u>\$ 3,548,776</u> |

State and/or Federal funds that are passed through Cambria County or released directly to the Component Unit are not included in the Chart above. Behavioral Health of Cambria County is not included in the chart above because their County funding is comprised of State pass-through funds only.

\* In 2019, Cambria County designated 1 mill of tax for the Community College, 0.5 mills for the County Library, and 0.5 mills for Parks and Playgrounds. The dedicated tax for Parks and Playgrounds is distributed to the Conservation & Recreation Authority, War Memorial, North Central Recreational Center, and Duman Park.

## Children & Youth and Juvenile Court—Annual Expenses



### Children & Youth

The PA Department of Human Services provides the majority of the funding for this program to provide child protective services to the age of 21 through counseling, in-home, and residential services.

### Juvenile Court

The PA Department of Human Services, PA Commission on Crime and Delinquency, and the Juvenile Court Judges Commission also provide funding to administer the entire Juvenile Court process.

## Your Real Estate Taxes — The County's Portion

The Board of Commissioners were able to maintain the County's millage of 33.5 mills for the second straight year. Cambria County residents pay approximately \$1,064 in local real estate taxes which includes county, municipal, and school district taxes on each \$10,000 of assessed property value. The following dollar bill image depicts on average for each dollar of real estate taxes you pay, who is receiving it. Further, the box to the right shows how your County tax dollar was spent in 2019.

Local School District 56¢

Cambria County 31¢



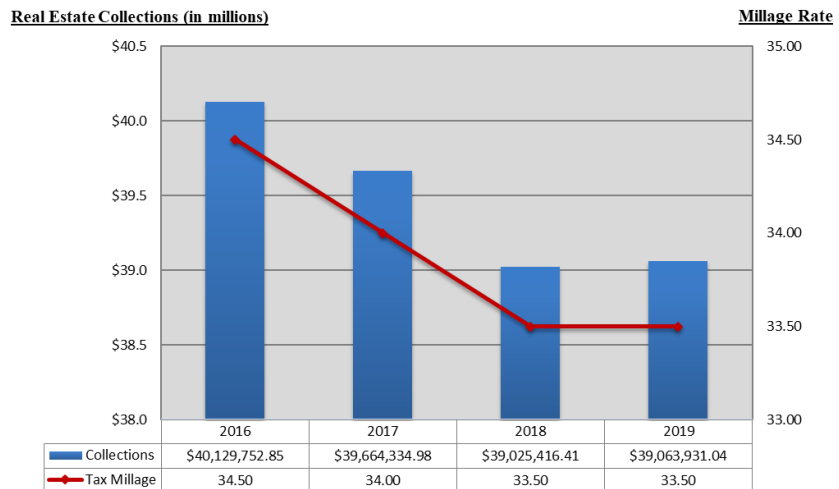
Local Municipality 13¢

### Your County Tax Dollar

|               |   |
|---------------|---|
| 29¢           | Corrections                                   |
| 24¢           | General Government & Business Type Activities |
| 17¢           | Debt Service                                  |
| 12¢           | Judicial                                      |
| 8¢            | Public Safety                                 |
| 6¢            | Other   |
| 4¢            | Human Services                                |
| <b>\$1.00</b> |   |

On average 93% of the County's real estate taxes are collected during the current tax year with a majority or 82% of the taxes collected during the discount period. At the end of 2019 approximately \$2.9 million (*at face*) or 6.88% in unpaid taxes were turned over to the County Tax Claim Bureau. The County continued to bill interims during 2019 which generated an additional \$94,000 in tax revenue. The following graph depicts County real estate taxes collected by year and the County Millage Rate.

Real Estate Tax Rate and Property Tax Collections by Tax Year



A majority of the County's spending (70% or \$100 million) is funded by state and federal grants, charges for services, investments and other income.



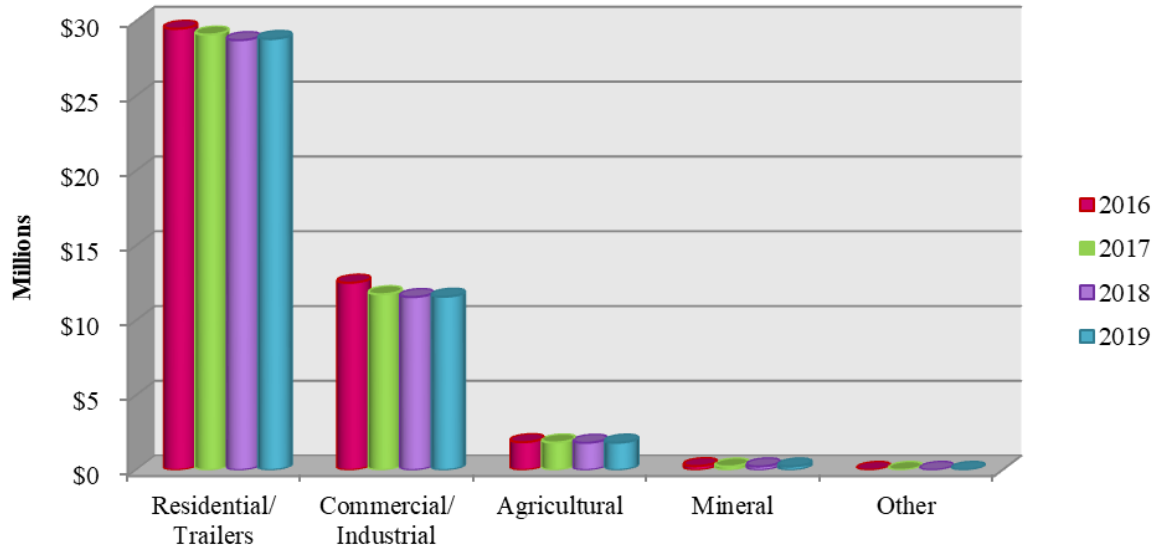
### Millage Rates

|                            | 2016          | 2017          | 2018          | 2019          |
|----------------------------|---------------|---------------|---------------|---------------|
| General Purposes           | 27.500        | 27.500        | 27.500        | 27.500        |
| Debt Service               | 5.000         | 4.500         | 4.000         | 4.000         |
| Community College          | 1.000         | 1.000         | 1.000         | 1.000         |
| County Library             | 0.500         | 0.500         | 0.500         | 0.500         |
| Parks & Playgrounds        | 0.500         | 0.500         | 0.500         | 0.500         |
| <b>Total millage rates</b> | <b>34.500</b> | <b>34.000</b> | <b>33.500</b> | <b>33.500</b> |

## Real Estate Properties by Property Type

The following chart shows the Real Estate Dollars billed by property type. The Cambria County Assessment Office maintains and updates property records for the valuation of real property for ad valorem taxation.

### Real Estate Tax Dollars by Type (in Millions)



## New Voting Machines

In 2018, the U.S. Department of Homeland Security called on all 50 States to make certain that every American votes on a system that produces a paper record or ballot by the 2020 presidential election. Within Pennsylvania, Counties were required to have the system in place by the 2020 primary. Cambria County purchased new voting machines for the 2019 municipal election. The new machines produce a paper record for tabulation for any individual who may have a difficult time marking a paper ballot. The total cost of the new machines was \$1,133,265. The County has received \$138,288 in State and Federal fund reimbursements for the new machines and is waiting on additional funding.



## History of Municipalities



**Barr Township**, 32.8 square miles of rolling Pennsylvania countryside, is situated in the northeastern part of Cambria County. It was created September 4, 1872, from lands formerly belonging to the townships of Blacklick, Cambria, and Susquehanna. It was named by Henry Scanlan, a surveyor, after the Barr family of Johnstown, who never lived in the township but owned land there

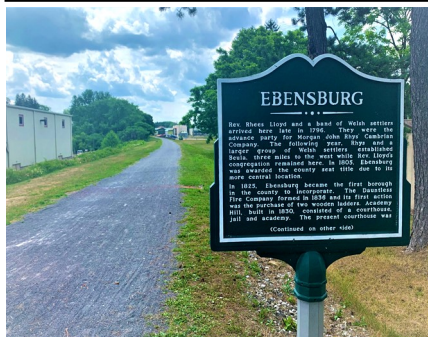
in the early days of the Commonwealth. The Census of 1880 listed its population as 900. As of the 2010 census, the township population was 2,056. Lumbering and farming were the earliest industries and coal mining became an Duman Lake County Park is located along Route 271 in Barr Township, north of Belsano. The 71-acre park features wooded areas, picnic pavilions, campsites, horseshoe courts, volleyball courts, basketball court, ball field, exercise trail, and swing sets. Duman Lake County Park is owned by the County and funded with County tax dollars. It is adjacent to the Pennsylvania Fish and Boat Commission's Duman Lake.



**Southmont Borough**, so named because of its geographical location in relation to Johnstown, is one of the later day developments in the city's suburban perimeter. It was not incorporated until June 2, 1919, and most of its expansion as a residential community came after 1929. It had a population of less than 300 people in 1919 and now has upwards of 2,700. Like most of the present day residential areas outside

the city proper, Southmont's first settlers were farmers. A number of Borough streets today bear the names of men who tilled the soil there over a half century ago. In 1900, there were approximately 15 farms scattered over the Borough, but by 1920 virtually all of them that were suitable have been turned into building sites. The transition from farm land was motivated by the late Franklin W. Otto, who promoted the residential development. In 1921, its boundaries were extended with the acquisition of two other tracts located in the township. One of these was the large Grandview Cemetery area, which now anchors the northeast corner of the Borough. The other was the Overbrook district just off of Southmont Boulevard. For more information on Southmont Borough visit [www.southmontborough.com](http://www.southmontborough.com).


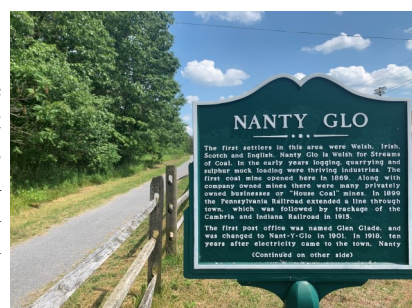
## The Ghost Town Trail



The **Ghost Town Trail** is a 46-mile long 'rails to trails' trail. The trail includes the 32-mile main stem portion that stretches from Black Lick to Ebensburg, as well as the 14-mile C & I Extension that includes the 4-mile Rexis Branch, the 8-mile Stritty's Way and the newest 2 mile segment beginning at the Rt. 422 underpass in Ebensburg and currently ending at Beulah Road in Nanty Glo.

Main Trail Stem Heads in Cambria County are Ebensburg, Nanty Glo and Vintondale.

With only a 5.5 mile gap remaining between the segments of the extension, the Ghost Town Trail is close to becoming the first continuous loop of rail trail in Eastern U.S. History. The trail was named for the long-gone coal-mining communities that once dotted its right-of-way. The trail flows past two massive iron furnaces, old coal-loading tipples, boney piles and other traces of industrial history.



With the exception of the 5.5 mile undeveloped portion of the C&I Branch, the trail has a crushed limestone surface. The trail is generally flat with a few sections having grades of up to 3%. Most recently, ground was broken for the expansion of construction for the 1.9 mile trail connection between C&I Trail Extension of the Ghost Town Trail and Duman Lake County Park. The first 1.3 to 1.5 miles will have a flat crushed-gravel surface and the last few tenths of a mile will be a single-track trail.



Ground broken for the construction of a trail spur connecting Duman Lake County Park to the Ghost Town Trail

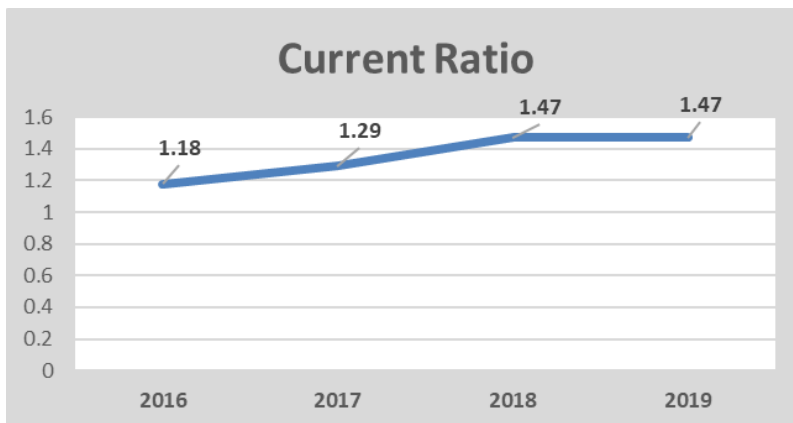
## County Financial Position

The County's resources versus the amount owed at year-end for the governmental and business type activities.

| <b>Assets</b>            | <b><u>2016</u></b>     | <b><u>2017</u></b>     | <b><u>2018</u></b>     | <b><u>2019</u></b>     |
|--------------------------|------------------------|------------------------|------------------------|------------------------|
| <b>Current Assets</b>    |                        |                        |                        |                        |
| Cash and investments     | \$ 8,074,898           | \$ 12,466,325          | \$ 12,001,069          | \$ 11,963,475          |
| Other current assets     | 22,750,256             | 20,719,155             | 21,415,248             | 21,449,130             |
| Capital assets and other | 53,716,162             | 53,429,785             | 52,528,500             | 52,747,771             |
| <b>Total Assets</b>      | <b>84,541,316</b>      | <b>86,615,265</b>      | <b>85,944,817</b>      | <b>86,160,376</b>      |
| <b>Deferred Outflows</b> | <b>15,201,952</b>      | <b>14,287,160</b>      | <b>27,472,178</b>      | <b>36,085,524</b>      |
| <b>Liabilities</b>       |                        |                        |                        |                        |
| Current liabilities      | 26,072,425             | 25,708,921             | 22,765,726             | 22,730,485             |
| Non-current liabilities  | 85,599,393             | 74,494,135             | 161,719,558            | 157,159,331            |
| <b>Total Liabilities</b> | <b>111,671,818</b>     | <b>100,203,056</b>     | <b>184,485,284</b>     | <b>179,889,816</b>     |
| <b>Deferred Inflows</b>  | <b>6,531,852</b>       | <b>16,917,557</b>      | <b>14,695,701</b>      | <b>31,094,207</b>      |
| <b>Net Position</b>      | <b>\$ (18,460,402)</b> | <b>\$ (16,218,188)</b> | <b>\$ (85,763,990)</b> | <b>\$ (88,738,123)</b> |

The continued negative Net Position relates to the implementation of GASB 68 in 2015, *Accounting and Financial Reporting for Pension Plans*, which reflects a present value measurement of Pension Plan's projected benefit to current active and inactive employees and the implementation of GASB 75 in 2019, *Accounting and Financial Reporting for Postemployment Benefits other than Pensions* (health insurance and life insurance for future retirees).

A prior period adjustment of (\$65,990,038) was made for 2018 due to the adoption of GASB 75. In 2019, there were adjustments for pension liability in the amount of (\$5,073,365) and for other post employment benefits in the amount of (\$2,212,368) applied to the net position.

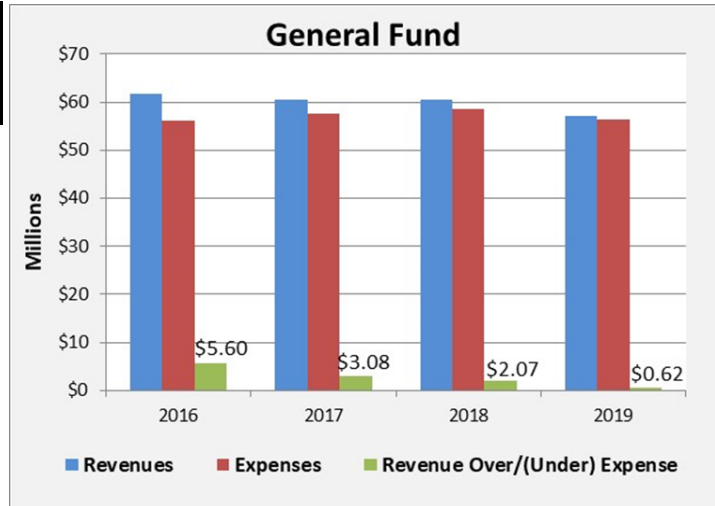


Cambria County continues to have a positive current ratio.



The current ratio is a measurement used to determine the financial health of an organization by assessing the short term liquidity with respect to its available assets (Current Assets) and pending liabilities (Current Liabilities).

## General Fund Revenues and Expenses



## County Revenues and Expenses

The chart below illustrates a four year trend in the County's Revenues and Expenses.  
In 2019, the Real Estate Tax rate had remained the same at 33.5 mills

| Revenues                         | 2016                | 2017                | 2018                  | 2019               |
|----------------------------------|---------------------|---------------------|-----------------------|--------------------|
| Taxes                            | \$ 42,791,935       | \$ 42,072,399       | \$ 41,497,091         | \$ 41,617,326      |
| Operating Grants & Contributions | 83,995,053          | 84,678,869          | 87,790,104            | 86,484,955         |
| Charges for Service              | 10,286,746          | 9,457,650           | 9,754,131             | 9,868,570          |
| Interest & Investment Income     | 54,577              | 90,258              | 187,946               | 269,485            |
| Reimbursed Expenses/Other Income | 2,713,163           | 2,948,844           | 2,512,774             | 2,743,117          |
| <b>Total Revenues</b>            | <b>139,841,474</b>  | <b>139,248,020</b>  | <b>141,742,046</b>    | <b>140,983,453</b> |
| Expenses                         |                     |                     |                       |                    |
| Administrative                   | \$ 9,996,721        | \$ 9,209,277        | \$ 11,558,788         | \$ 11,451,099      |
| Judicial                         | 11,624,372          | 11,975,860          | 11,933,834            | 11,824,605         |
| Corrections                      | 17,579,350          | 17,493,196          | 17,899,172            | 17,994,255         |
| Public Safety                    | 10,097,662          | 10,302,792          | 10,381,385            | 10,540,243         |
| Debt Service                     | 6,132,616           | 4,611,733           | 7,420,129             | 4,867,525          |
| Human Service                    | 74,347,837          | 74,621,068          | 76,468,178            | 77,107,345         |
| Conservation                     | 1,088,888           | 929,891             | 965,117               | 1,427,284          |
| Housing                          | 1,499,615           | 1,410,772           | 1,440,612             | 1,375,988          |
| Highways/Streets                 | 2,037,792           | 3,441,456           | 2,317,025             | 2,642,412          |
| Culture/Recreation               | 1,185,358           | 1,208,239           | 1,235,815             | 1,178,453          |
| Capital Projects                 | -                   | 524,171             | 1,350,147             | 299,053            |
| <b>Total Expenses</b>            | <b>135,590,211</b>  | <b>135,728,455</b>  | <b>142,970,202</b>    | <b>140,708,262</b> |
| Other Financing Sources/(Uses)   | 4,843,618           | 2,804,875           | (98,598)              | (278,607)          |
| <b>Net (Deficiency)/Excess</b>   | <b>\$ 9,094,881</b> | <b>\$ 6,324,440</b> | <b>\$ (1,326,754)</b> | <b>\$ (3,416)</b>  |

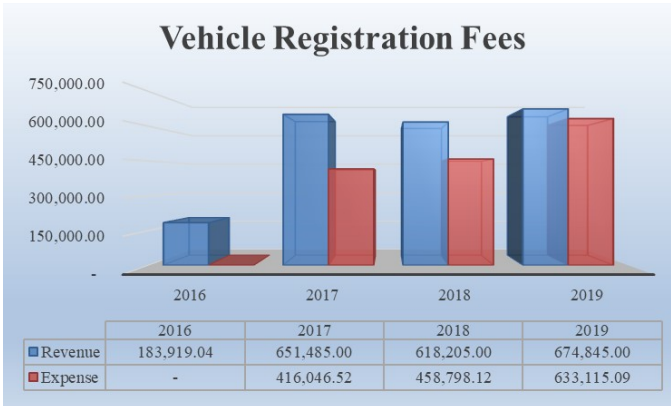
## Vehicle Registration Fee

On February 15, 2016, the County Commissioners adopted Ordinance No. 1 of 2016, implementing a county fee of \$5 for each non-exempt vehicle registered to a County resident. The \$5 vehicle registration fee was part of Act 89 of 2013, which was signed into law by Former Governor Tom Corbett on November 25, 2013.

Within Cambria County, the monies collected from Act 89 are used to rehabilitate and/or replace the County owned bridges. Cambria County owns 26 bridges. The chart below represents the fees collected and expenses incurred.



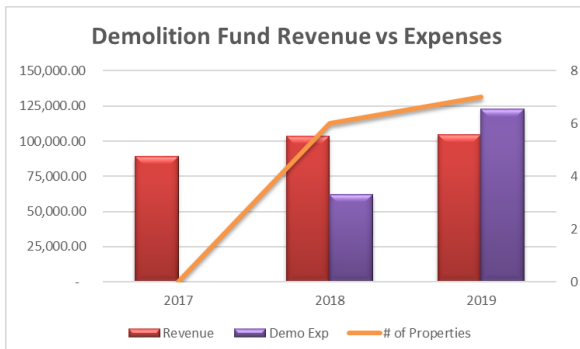
Thus far the County has been able to replace the decks on five County bridges and during 2019 a full reconstruction of Chest Creek Bridge was completed.



## Act 152 - Demolition Fund



The demolition fee of \$15 per deed and mortgage recorded by the County Recorder of Deeds Office was put into effect March 1, 2017 as a result of Act 152 of 2016. Thus far, the County has collected \$297,297 since the effective date. In 2019, \$104,452 was collected and seven blighted properties were demolished at a total cost of \$128,233. There were three commercial buildings, including the former Van Heusen shirt factory in Northern Cambria Borough, and four residential properties throughout Cambria County. Funds are distributed through the Cambria County Redevelopment Authority. In order to qualify for participation in the program, properties must be in public ownership through a municipality, redevelopment authority, community development corporation, or public non-profit organization. An application for participation is available through the Redevelopment Authority.

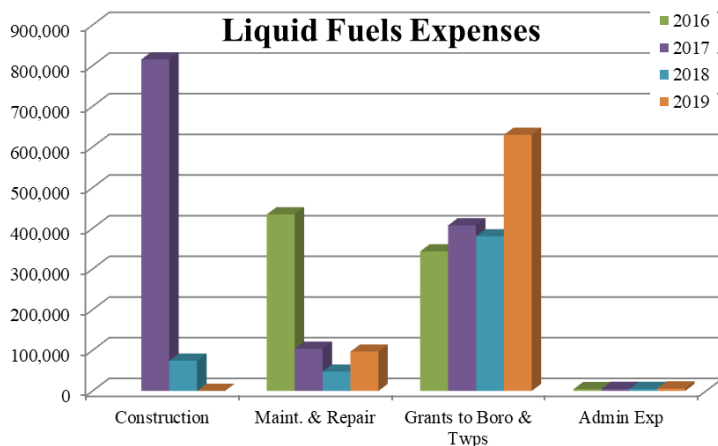
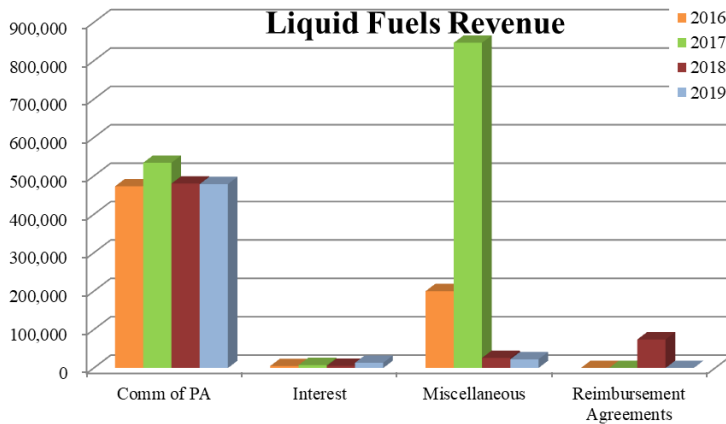


## Liquid Fuels Fund

The County receives a portion of the overall State's liquid fuels tax. A portion of this tax is reallocated to all municipalities within Cambria County based upon their requests and the final decision of the Commissioners. The remaining liquid fuels monies are used for bridge repair and maintenance. The large increase for 2016-2017 in miscellaneous revenue and construction expense in 2017 is due to the



Wildwood Bridge repair project completed in 2018. The large increase in grants to boroughs and townships in 2019 is due to municipalities combining their allocation from several years and requesting the distribution in 2019.



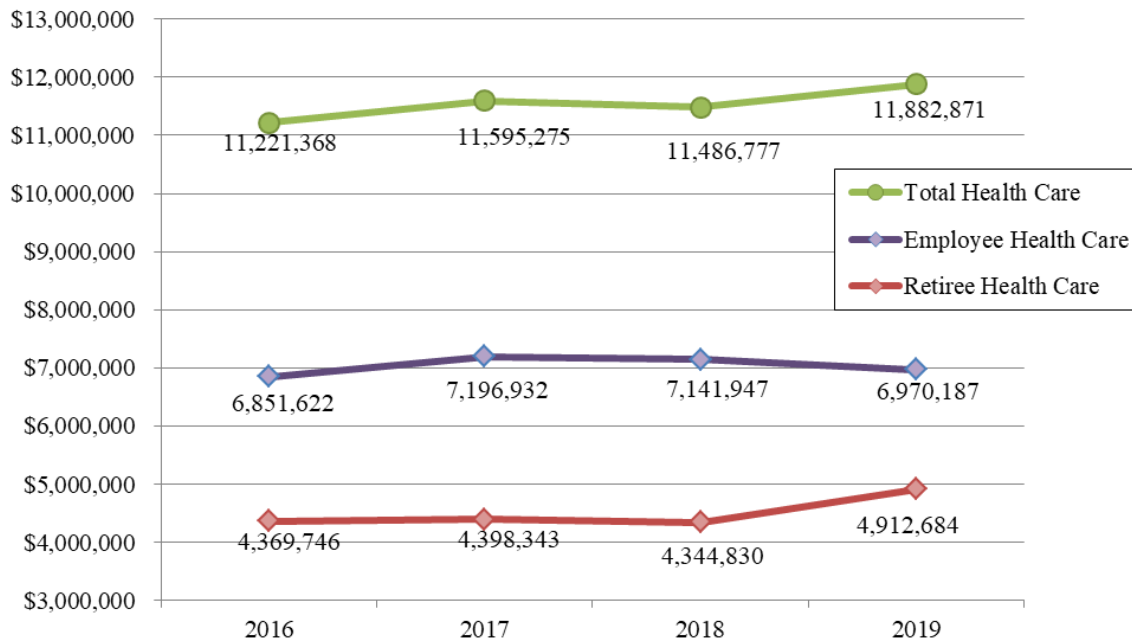
The list below shows the amount of funds paid to Municipalities in 2019:

| Municipality          | Amount Paid      |
|-----------------------|------------------|
| Adams Twp             | \$20,000         |
| Allegheny Twp         | 10,700           |
| Barr Twp              | 11,750           |
| Blacklick Twp         | 7,600            |
| Brownstown Boro       | 7,100            |
| Cambria Twp           | 17,600           |
| Carrolltown Boro      | 4,500            |
| Chest Twp             | 4,000            |
| Clearfield Twp        | 9,900            |
| Cresson Twp           | 10,000           |
| Croyle Twp            | 9,200            |
| Daisytown Boro        | 6,400 *          |
| Dean Twp              | 4,400            |
| East Carroll Twp      | 7,800            |
| East Conemaugh Boro   | 4,900            |
| East Taylor Twp       | 16,800 *         |
| Ebensburg Boro        | 106,700 *        |
| Ferndale Boro         | 8,500            |
| Gallitzin Boro        | 12,000 *         |
| Gallitzin Twp         | 5,300            |
| Hastings Boro         | 5,300            |
| Jackson Twp           | 13,800           |
| Lilly Boro            | 12,600 *         |
| Lower Yoder Twp       | 15,000 *         |
| Middle Taylor Twp     | 23,300 *         |
| Munster Twp           | 14,400 *         |
| Nanty Glo Boro        | 16,000 *         |
| Northern Cambria      | 30,000 *         |
| Portage Twp           | 31,500 *         |
| Reade Twp             | 7,000            |
| Richland Twp          | 26,400           |
| Scalp Level Boro      | 4,400            |
| Southfork Boro        | 13,200 *         |
| Southmont Boro        | 28,000 *         |
| Stonycreek Twp        | 8,300            |
| Summerhill Twp        | 19,000 *         |
| Upper Yoder Boro      | 11,900           |
| Washington Twp        | 5,400            |
| West Carroll Twp      | 6,400            |
| West Taylor Twp       | 37,800 *         |
| Westmont Boro         | 11,000           |
| White Twp             | 4,000            |
| <b>Total Payments</b> | <b>\$629,850</b> |

\*Municipality's payment includes allocations from multiple years. 13

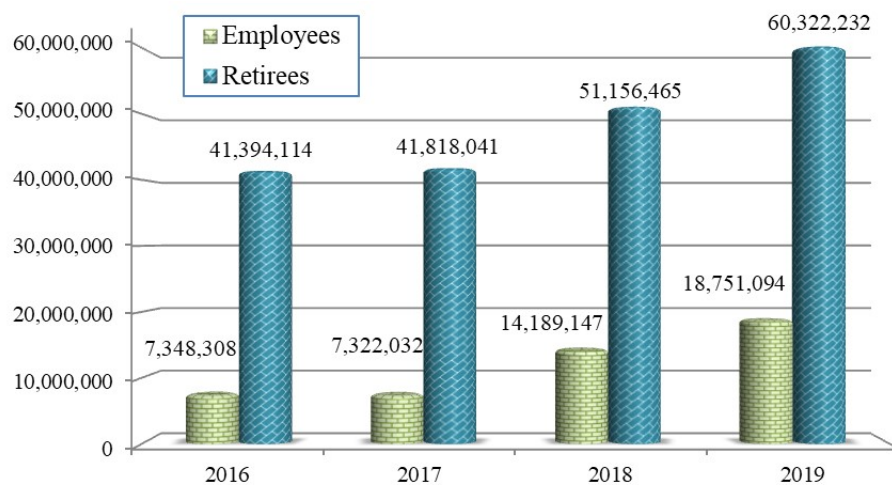
## Health Care Costs

Since 2011, Cambria County has been self insured for health care using UPMC to administer the plan. The chart below shows the total health care costs and the breakout of employee health care and retiree health care.



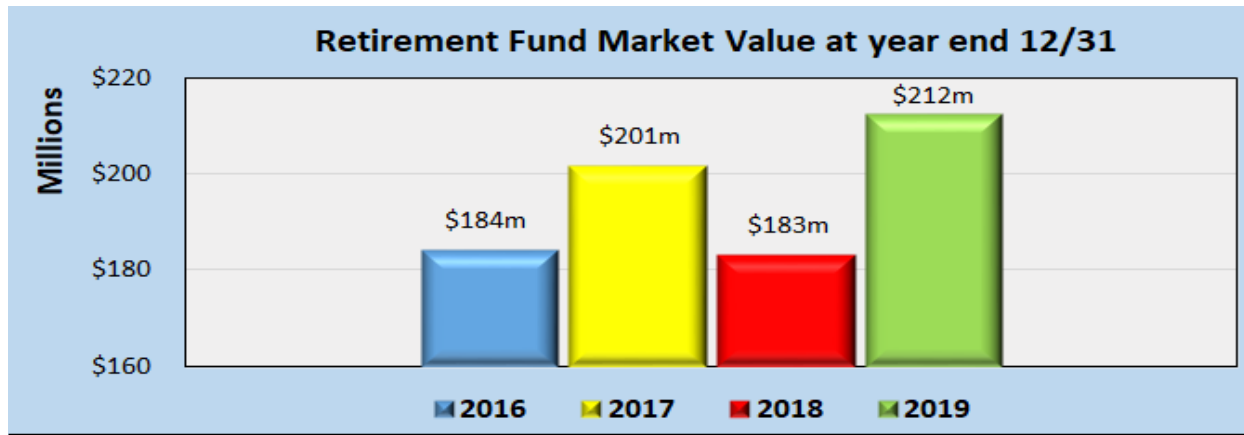
## Other Post Employment Benefits

For employees hired prior to 2005, Cambria County offers hospitalization and life insurance upon retirement. The chart to the right shows the liability of the Other Post Employment Benefits. The County was mandated to adopt a new Accounting Standard so this caused an increase in Employee and Retiree Liabilities starting in 2018 into 2019.



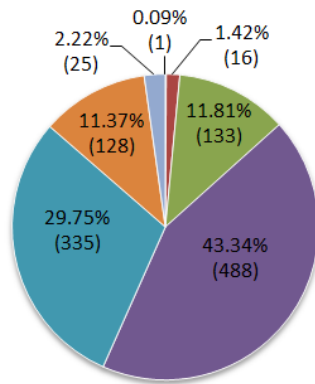
## Cambria County Retirement

The graph represents the Retirement Fund Market Value at year end. As of December 31, 2019, market value was **\$212,425,881**. A complete report of the Employee Retirement Trust Plan is available on the County's website, [www.cambriacountypa.gov](http://www.cambriacountypa.gov), under the Retirement Board area or by contacting the Controller's Office.



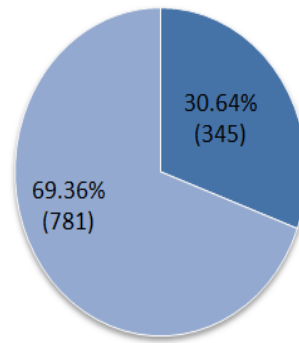
### RETIREES BY AGE

■ under 40 ■ 40-49 ■ 50-59 ■ 60-69 ■ 70-79 ■ 80-89 ■ 90-100



### RETIREES BY GENDER

■ MALE ■ FEMALE



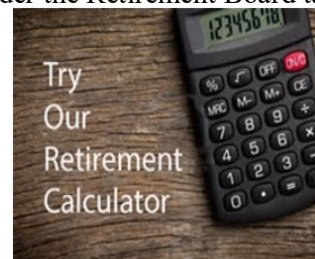
## ACTIVE PLAN MEMBERS

Check out what is available on the Cambria County Website under the Retirement Board tab  
[www.cambriacountypa.gov](http://www.cambriacountypa.gov)

**CAMBRIA COUNTY  
 EMPLOYEE RETIREMENT  
 PRESENTATION**



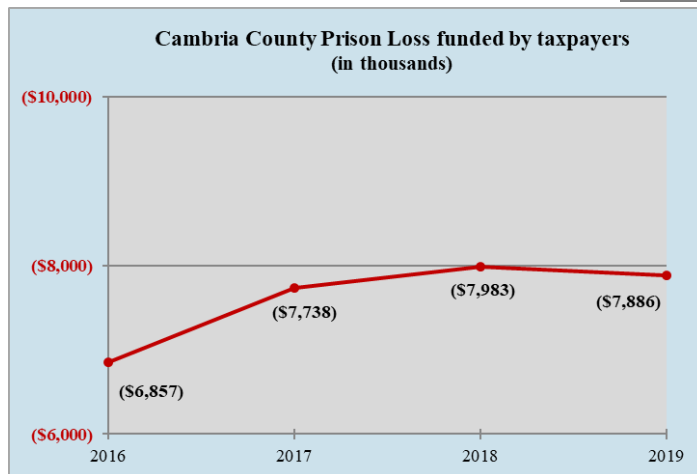
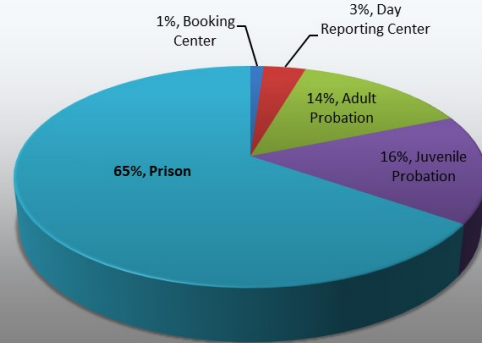
**frequently  
 asked questions**



## County Corrections

As noted on page 6, County Corrections account for 29¢ of your County Real Estate tax dollar. County Corrections is made up of the Prison, Central Booking Center, Day Reporting Center, and Probation (*both Adult and Juvenile*).

For 2019, \$12 million of your County tax dollars were used to facilitate County Corrections. The pie chart to the right shows a breakdown of each portion of County Corrections with the Prison accounting for a majority of the cost at 65% or \$7.89 million. The County Prison has approximately 500 available beds and houses County, State and Federal inmates.



During 2019, the State began transferring all State inmates back to State facilities. In Cambria County all State inmates were transferred out by the end of November 2019.

The chart to the left shows the total losses per year for the Prison funded by taxpayers. After salary and benefits, inmate medical cost is the next largest expense of the Prison funded by taxpayers. For 2019, the total inmate medical cost was \$1,557,611.

## OpenGov

For more information about County Revenues and Expenses, please visit our website at [www.cambriacountypa.gov](http://www.cambriacountypa.gov) and click on the County Transparency link.

→ County Transparency



## In the Spotlight



# CORONER

The Cambria County Coroner's Office has an annual budget of approximately \$660 thousand and is responsible for conducting investigations to determine the cause and manner of any death that falls into their jurisdiction and to determine whether or not there is sufficient reason for the Coroner to believe any such death may have resulted from criminal acts or criminal neglect of persons other than the deceased. The Coroner's Office is comprised of the Elected Official, Chief Deputy, two Deputy Coroner's and nine per diem Deputy Coroners.



The Cambria County District Attorney's Office has an annual budget of approximately \$2.1 million and is responsible for the prosecution of criminal activity occurring within Cambria County. We are committed advocates for victims of crime and dedicated to treating them with respect and compassion. The Cambria County District Attorney's Office is comprised of 11 Assistant DA's, 6 County Detectives, 2 Criminal Investigators, and several office support staff members. We are tough on violent offenders, compassionate towards the victims of crime, and dedicated to teaching our children the dangers of drugs and alcohol. Finally, we are committed to fighting hard every day for justice in our courts, no matter how challenging or complex a case may be.

## IN TRIBUTE OF ROBERT A. KOLAR 02/14/1945 - 05/06/2020



Robert Kolar was elected as Sheriff in 1998 and was Cambria County's longest running Sheriff after serving as a PA State Trooper for 25 years. He was President of Cambria County Prison Board (15 years) and was a member of the following: Cambria County Drug Task Force; Board of PA Commission on Crime and Delinquency; Fraternal Order of Police; Sheriffs Association and many other groups and organizations.

Sheriff Kolar was a deeply loved and well known figure in the courthouse walls and beyond. He served Cambria County with pride and fairness and will be deeply missed.

## 2020 CAMBRIA COUNTY ELECTED OFFICIALS



### Board of Commissioners

From left: Scott Hunt, Thomas Chernisky, Chairman; and William "B.J." Smith, Vice-Chairman



### Max R. Pavlovich, *Clerk of Courts*

Records all criminal court procedures, collects fines, costs, and restitution for the Court of Common Pleas.



### Ed Cernic, Jr., *Controller*

Ensures the accuracy and legality of fiscal transactions, administers county pension fund, works with county tax collectors and constables, processes accounts payable.



### Jeffrey Lees, *Coroner*

Investigates sudden, unexplained violent, or suspicious deaths occurring in the County.



### Greg Neugebauer, *District Attorney*

Chief Law Enforcement Officer of Cambria County. Oversees the investigation and prosecution of criminal activity occurring within the county.



### Lisa Crynock, *Prothonotary*

Keeper of Civil records for the courts, processes passports, and provides free public access to naturalization records from the early 1800s.



### Melissa Kimla, *Recorder of Deeds*

Records all deeds, mortgages, and land related papers for County properties and collects PA realty transfer tax.



### Cindy Perrone, *Register of Wills & Clerk of Orphan's Court*

Issuer of marriage licenses, records inheritance tax, adoptions, birth and death records, and wills and estates.



### Robert Kolar, *Sheriff*

Responsible for security at County buildings; County law enforcement such as serving bench warrants and issues gun permits.



### Lisa Kozorosky, *Treasurer*

Collects County Real Estate taxes for the City of Johnstown and lodging room rental tax. Issues dog, hunting, fishing, bingo, and small game of chance licenses.

## Guide to County Government

| <u>Office</u>     | <u>Official</u>      | <u>Phone</u>   | <u>Email</u>                |
|-------------------|----------------------|----------------|-----------------------------|
| Commissioner      | Thomas Chernisky     | (814) 472-1600 |                             |
| Commissioner      | William “B.J.” Smith | (814) 472-1600 |                             |
| Commissioner      | Scott Hunt           | (814) 472-1600 |                             |
| Controller        | Ed Cernic, Jr.       | (814) 472-1620 | ecernic@co.cambria.pa.us    |
| Clerk of Courts   | Max R. Pavlovich     | (814) 472-1540 | mpavlovich@co.cambria.pa.us |
| Coroner           | Jeffrey Lees         | (814) 535-6222 | lees@co.cambria.pa.us       |
| District Attorney | Greg Neugebauer      | (814) 472-1680 |                             |
| Prothonotary      | Lisa Crynock         | (814) 472-1638 | lcrynock@co.cambria.pa.us   |
| Recorder of Deeds | Melissa Kimla        | (814) 472-1473 | mkimla@co.cambria.pa.us     |
| Register of Wills | Cindy Perrone        | (814) 472-1440 | cperrone@co.cambria.pa.us   |
| Sheriff           |                      | (814) 472-1691 |                             |
| Treasurer         | Lisa Kozorosky       | (814) 472-1643 | lkozorosky@co.cambria.pa.us |

|  |                |
|--|----------------|
| Crisis Intervention Hotline  | 1-877-268-9463 |
| Area Agency on Aging   | (814) 539-5595 |
| Behavioral Health / Intellectual Disabilities / Early Intervention Program | (814) 535-8531 |
| Children & Youth Services  | (814) 539-7454 |
| Drug & Alcohol   | (814) 536-5388 |
| Conservation District  | (814) 472-2120 |
| Cost & Fines   | (814) 472-1551 |
| Court Administrator  | (814) 472-1552 |
| Domestic Relations   | 1-800-638-4409 |
| Duman Park   | (814) 472-8390 |
| Election Office  | (814) 472-1460 |
| Human Resources  | (814) 472-1610 |
| Jury Selection Division  | (814) 472-1501 |
| Non-Emergency Dispatch   | (814) 472-2100 |
| Tax Assessment Office  | (814) 472-1451 |
| Tax Claim Bureau   | (814) 472-1445 |
| Veteran Affairs  | (814) 472-1590 |

For more information visit the County’s website at

**[www.cambriacountypa.gov](http://www.cambriacountypa.gov)**



*Photos throughout the book courtesy of Phil Andraychak and various public internet sources, unless noted.*

## Do you suspect Fraud or Abuse is occurring within Cambria County?

Contact the Controller's Office.

**ALL TIPS ARE KEPT  
CONFIDENTIAL**



- Mail your tip to:  
The Controller's Office, Attn: Kristine Segear  
200 S Center St., Ebensburg, PA 15931
- Direct calls to Kristine Segear at (814) 472-1623



**24/7 Warrant Hotline**

**(814) 472-8395**