

COUNTY OF CAMBRIA, PENNSYLVANIA
14TH ANNUAL EDITION
CITIZEN'S FINANCIAL REPORT

Each day as the sun rises, hope soars.



FOR THE YEAR ENDED DECEMBER 31, 2021
PREPARED BY THE OFFICE OF THE CONTROLLER, ED CERNIC, JR.

ED CERNIC, JR.
CONTROLLER

County of Cambria



KRISTINE A. SEGGEAR, CPA
1st DEPUTY CONTROLLER/SENIOR ACCOUNTING
MANAGER

DANA DESCAVISH
2ND DEPUTY CONTROLLER/PENSION BENEFITS
HEALTH CARE ADMINISTRATOR

Office of County Controller

200 South Center Street
Ebensburg, PA 15931

A Message from the Controller

To The Residents of Cambria County:

Our annual audit of Cambria County Financials is complete and I am pleased to report that the status of our financial position is good. In the next few pages you will see for the 14th year in a row, an easy to read and understand report on the status of Cambria County Government for 2021.



While it was expected that in 2021 we would see a return to normal in government and our lives, we didn't see the change we all expected for the first half of the year. COVID-19 still had a hold on us and our activities. In 2020, we received federally funded program called CARES and in 2021 we moved into the next stage of federal funded help called the American Rescue Plan. This plan helped the County with needed Capital Projects that had been on the drawing board for a few years. We also received funding under the Emergency Rental Assistance Program (ERAP) to help landlords and renters with rent and utility assistance to help cover losses incurred from lack of work or loss of income created during the pandemic to avoid eviction.

The first two programs started without any issues and continue to take care of projects intended from those funds. The ERAP program has been more complicated and started off slower.

The end of 2021 results show increased cash reserves; however, there are millions of dollars allocated for capital projects from those reserves. These projects will serve County Government and the residents of the County for many years to come.

As always and in 2021 in particular, I want to acknowledge the work and dedication of the staff in the Controller's Office. Without their leadership and diligence many of the tasks would not have been achieved. Led by 1st Deputy, Kristine Segear, and 2nd Deputy, Dana Descavish, our accounting, audit and support staff, Amber Hamilton, Emily Krug, Sally Martin, Iris Cree, Robert Martin, and Debra Hoover, we will continue to keep County Government accountable and transparent. Thank you for your continued support.

With Regards,

Ed Cernic, Jr.
Cambria County Controller

Contact information:

Controllers Office:
Phone: (814) 472-1620
Fax: (814) 472-5358
Controller's email:
ecernic@co.cambria.pa.us

WELCOME TO CAMBRIA COUNTY!

Cambria County, created on March 26, 1804, was the 41st County formed in Pennsylvania and is nestled in the heart of the Allegheny Mountains. Cambria County is made up of 63 political subdivisions, consisting of the City of Johnstown, 32 boroughs and 30 townships with the Borough of Ebensburg being the County seat. In this publication, as in previous publications, we will provide a brief history of two of Cambria County's municipalities, Cresson Borough and Upper Yoder Township.

The County has a population of approximately 133,472, based on the 2020 Census, covers 694 square miles and is a 4th class County. Cambria County is home to 7 post secondary education institutes and colleges, 14 public school districts, and many private and parochial schools, as well as many historic sites, state parks, and local museums. The County currently has 686 full time and part time employees and 1,135 retirees. Cambria County Government is listed as one of the Top 10 Employers of Cambria County.

TOP 10 EMPLOYERS IN CAMBRIA COUNTY

According to the Pennsylvania Department of Labor & Industry for Cambria County 4th Quarter 2021.







1. DLP Partner Conemaugh LLC
2. State Government
3. Federal Government
4. Wal-Mart Associates, Inc.
5. **CAMBRIA COUNTY**
6. St. Francis University
7. DLP Conemaugh Physician Practices
8. Sheetz Inc.
9. McAneny Brothers Inc.
10. Lockheed Martin Aeroparts Inc.








TABLE OF CONTENTS

Controller's Message	2	Children & Youth, and Juvenile	Cambria Co Retirement Fund	11
Welcome to Cambria County	3	Court	Vehicle Registration Fee	12
History of Municipalities	4	County Financial Position	Act 152 Demolition Fee	12
American Rescue Plan	4	County Revenues and Expenses &	County Corrections	13
Real Estate Taxes	5	General Fund Revenue and Exp	Liquid Fuels	14
General Obligation Debt	6	Health Care Costs	Elected Officials	15
Component Units	7	Other Post Employment	Guide to County Government	16
		Benefits		
		10		


History of Municipalities



Cresson Borough is located in eastern Cambria County. The early history of the Cresson area begins with the Native Americans. The area served as hunting grounds for tribes of the Delaware and Shawnee nations. A single settler was known to have cleared some land in the area about 1790 but soon abandoned the site. A road through the area in 1818 led to a tavern being built near the current Mount Aloysius College. Later, the tavern was owned by a doctor from Philadelphia who on occasion entertained

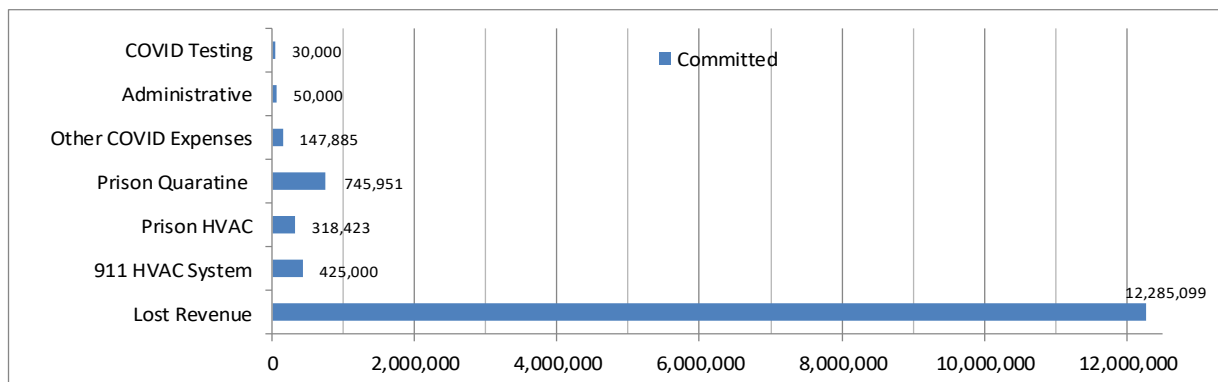
his friend, a noted philanthropist named John Cresson, for whom the area was named. Other accounts suggest the area was named for Elliot Cresson. The most notable person from Cresson would be Admiral Robert E. Peary, the explorer who reached the North Pole on April 6, 1909. Today Cresson offers the comfortable allure of a small-town living environment nestled in the Allegheny Mountains. The population of the Borough as of the 2020 Census is 1,525. Further information can be obtained at the Borough office 814-886-2139.

Upper Yoder Township is located in the southwest corner of Cambria County and borders Westmoreland and Somerset Counties. It is situated at the foothills of the Laurel Mountains and is a mix of both rural and residential development. The Southwest section is mostly farmlands punctuated with rolling hills and mountain ridges. The Township is 11.7 square miles in area with 24.48 miles of accepted Township Roadways and traversed by several major highways. The population of the Township as of the 2020 Census is 5,147, however, the daytime population swells to approx. 10,000 people. Further information can be obtained at the Township Office (814) 255-5243 or at www.upperyodertownship.org. Office hours are 9:00 a.m. - 3:00 p.m. Monday through Friday.



American Rescue Plan

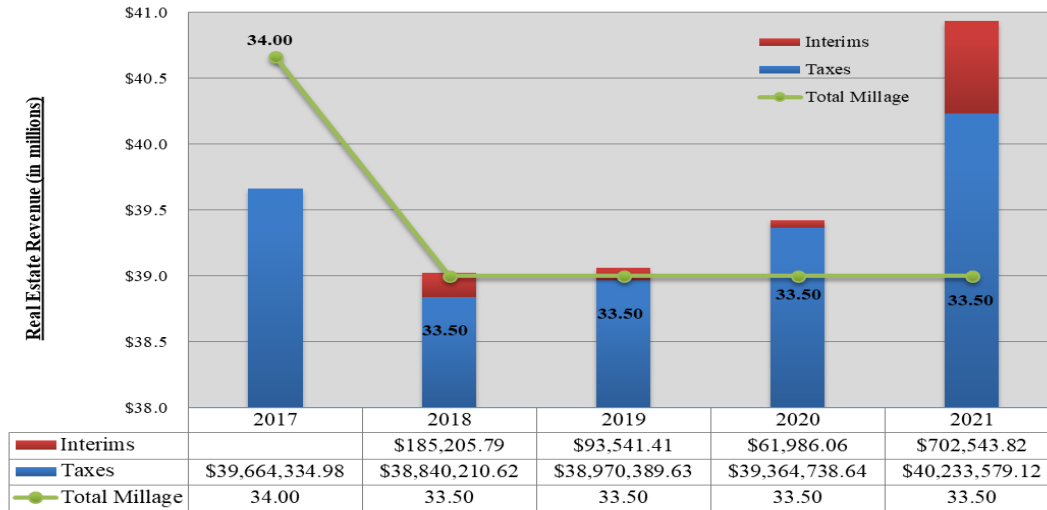
In early 2021, the US Congress passed the American Rescue Plan Act of 2021. The Plan provided relief funds to assist with the recovery from the COVID-19 pandemic. Cambria County was allocated \$25,288,270. The first half was received in May 2021 and the second half in June 2022. The County is required to obligate the funds on specific projects no later than December 31, 2024 and fully expend the funds by December 31, 2026. In 2021, Cambria County committed \$14 Million to the following:



Your Real Estate Taxes — The County's Portion

For the fourth straight year the Board of Commissioners was able to maintain the County's millage at 33.5 mills. Cambria County residents pay approximately \$1,077 in local real estate taxes which includes county, municipal, and school district taxes on each \$10,000 of assessed property value. The graph below depicts County real estate taxes collected by year and the County Millage Rate with the dedicated mills per year.

Real Estate Tax Rate and Property Tax Revenue by Tax Year



Dedicated Mills per year					
General Purpose	27.500	27.500	27.500	27.500	27.500
Debt Service	4.500	4.000	4.000	4.000	4.000
Community College	1.000	1.000	1.000	1.000	1.000
County Library	0.500	0.500	0.500	0.500	0.500
Parks & Playgrounds	0.500	0.500	0.500	0.500	0.500

The following dollar bill image depicts on average for each dollar of real estate taxes you pay, and who is receiving it. Further, the box to the right shows how your County tax dollar was spent in 2021.

Cambria County 31¢

Local School District 56¢



Local Municipality 13¢

Your County Tax Dollar

37¢	Corrections
20¢	Judicial
14¢	Debt Service
10¢	General Gov't & Bus. Type Activities
7¢	Other
6¢	Public Safety
6¢	Human Services
\$1.00	

A majority of the County's spending (73% or \$121 million) is funded by state and federal grants, charges for services, investments and other income.

General Obligation Debt

As of December 31, 2021, the County's general obligation debt was \$52,778,447.

Improved Bond Rating

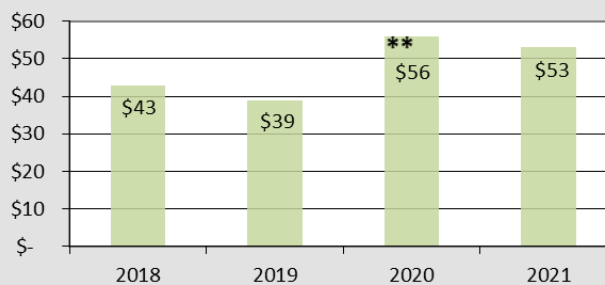
On February 17, 2022, Standard & Poor's Global Ratings improved the County's rating two notches from a 'BBB' to a 'A-' for Cambria County's outstanding debt. Standard & Poor's cited the "County's sustained structural balanced general fund operations with five consecutive years of surpluses resulting in an improved reserve and liquidity position."

Taxpayer's Debt Funding

The County designated 4 mills of tax to Debt Service in 2021.

Approximately \$5.2 million of Taxpayer's dollars were used to fund the County's Debt in 2021.

General Obligation Debt (In Millions)



Tax Anticipation Note paid back early in 2021 and a Note was not issued in 2022

In March of 2021, the County's positive financial position allowed for the payoff of the entire \$5 million Tax Anticipation Note issued for 2021. In 2022, this continued positive financial position allowed the County, for the first time since 1993, to eliminate the need to issue a Tax Anticipation Note to fund County operations. Forgoing the tax anticipation note in 2022 provides a savings of general fund dollars.

The Tax Anticipation Note (not included with the long term debt listed in the chart above) is issued annually every January by the County in order to finance current operations before the real estate tax revenues are collected. The real estate tax collections are then used to retire the debt in the same year.

	2018	2019	2020	2021
04/05/08/09 Lease	271,811	221,667	167,291	108,447
2014 GO Bond	22,965,000	19,950,000	9,890,000	7,440,000
2015 USDA Loan	39,510	19,145	-	-
2016 A&B GO Notes	19,145,000	19,120,000	19,095,000	19,065,000
2017 FNB Loan	232,859	-	-	-
2020 A&B GO Bond	-	-	26,395,000	26,165,000
	<u>\$ 42,654,180</u>	<u>\$ 39,310,812</u>	<u>\$ 55,547,291</u>	<u>\$ 52,778,447</u>

** In February 2020, the County issued General Obligation Notes in the amount of \$26,400,000. Approximately \$16.9 million relates to the contract for upgrades to the County's public safety radio system in order to improve emergency responder's ability to communicate with each other. The current system has known failure issues during severe weather along with outdated equipment and spotty radio tower coverage. The remaining funds were applied towards advance refunding on the County's 2014 Bond and other capital projects deemed necessary such as the improvements to the County-owned sewer lines.

Component Units of Cambria County

TAXPAYER DOLLARS THROUGH COUNTY APPROPRIATION

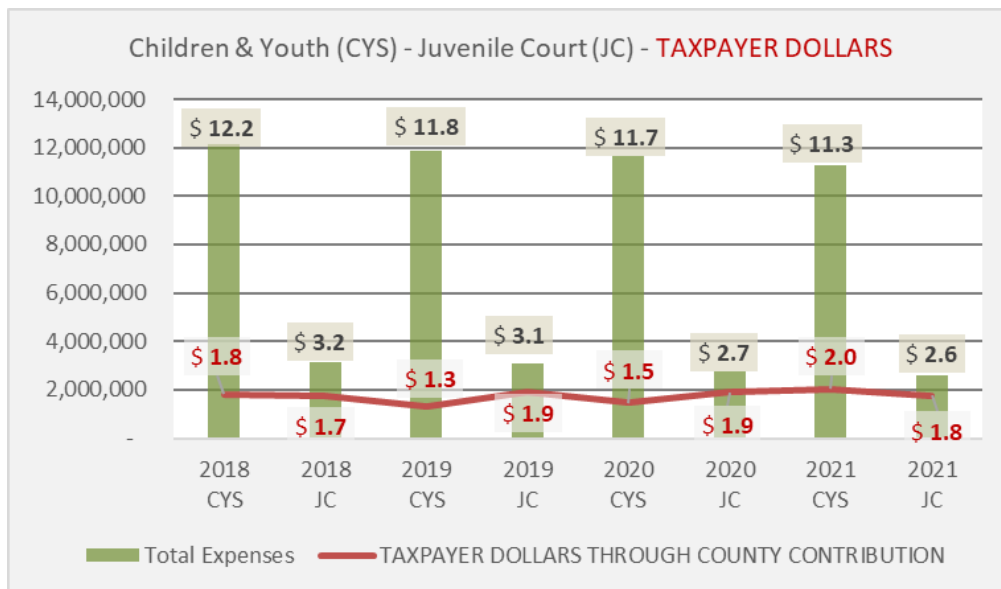
	2018	2019	2020	2021
Penn Highlands Community College *	\$ 1,205,000	\$ 1,205,000	\$ 1,365,050	\$ 1,264,922
Cambria Library Association *	615,000	615,000	642,250	632,644
Transit Authority	788,877	695,145	731,151	768,959
Solid Waste Management Authority	340,700	340,700	340,700	340,700
Johnstown-Cambria County Airport	174,000	174,000	87,000	-
Conservation and Recreation Authority *	162,750	166,931	166,931	166,931
War Memorial Authority	182,000	182,000	182,000	182,000
Planning Commission	70,000	70,000	70,000	70,000
Redevelopment Authority	100,000	100,000	100,000	100,000
	\$ 3,638,327	\$ 3,548,776	\$ 3,685,082	\$ 3,526,156

State and/or Federal funds that are passed through Cambria County or released directly to the Component Unit are not included in the Chart above. Behavioral Health of Cambria County is not included in the chart above because their County funding is comprised of State pass-through funds only.

* In 2021, Cambria County designated 1 mill of tax for the Community College, 0.5 mills for the County Library, and 0.5 mills for Parks and Playgrounds. The dedicated tax for Parks and Playgrounds is used for the Conservation & Recreation Authority, War Memorial, North Central Recreational Center, and Duman Park.

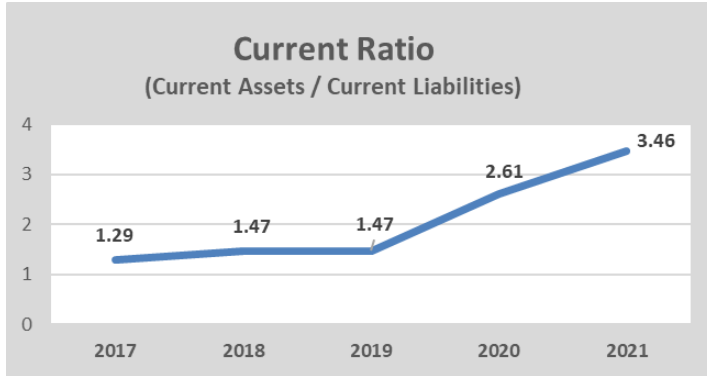
Cambria County did not issue an appropriation to the Airport in 2021 because they were subsidized with other funding sources.

Children & Youth and Juvenile Court—Annual Expenses



County Financial Position

The County continues to have a positive current ratio.



$$\text{Current Ratio} = \frac{\text{Current Assets}}{\text{Current Liabilities}}$$

County resources versus the amount owed at year-end for the governmental and business type activities.

	<u>2018</u>	<u>2019</u>	<u>2020</u>	<u>2021</u>
Assets				
Current Assets				
Cash and investments	\$ 12,001,069	\$ 11,963,475	\$ 34,480,604	\$ 60,799,791
Other current assets	21,415,248	21,449,130	21,684,702	21,579,222
Capital assets and other	52,528,500	52,747,771	62,774,607	60,845,561
Total Assets	<u>85,944,817</u>	<u>86,160,376</u>	<u>118,939,913</u>	<u>143,224,574</u>
Deferred Outflows	<u>27,472,178</u>	<u>36,085,524</u>	<u>38,487,422</u>	<u>24,168,467</u>
Liabilities				
Current liabilities	22,765,726	22,730,485	21,526,303	23,804,479
Non-current liabilities	161,719,558	157,159,331	167,961,426	146,046,847
Total Liabilities	<u>184,485,284</u>	<u>179,889,816</u>	<u>189,487,729</u>	<u>169,851,326</u>
Deferred Inflows	<u>14,695,701</u>	<u>31,094,207</u>	<u>46,460,242</u>	<u>56,247,280</u>
Net Position	<u>\$ (85,763,990)</u>	<u>\$ (88,738,123)</u>	<u>\$ (78,520,636)</u>	<u>\$ (58,705,565)</u>

The continued negative Net Position relates to the implementations of GASB 68 and GASB 75 in prior years which reflects a present value measurement of the County's projected Pension Plan benefits and Other Post Employment benefits. According to the 2021 Audit, the County's Pension Fund is 99% funded and therefore reduces the Net Pension Liability.

In result, the County recognizes the following as part of the Non-Current Liabilities on the Statement of Net Position:

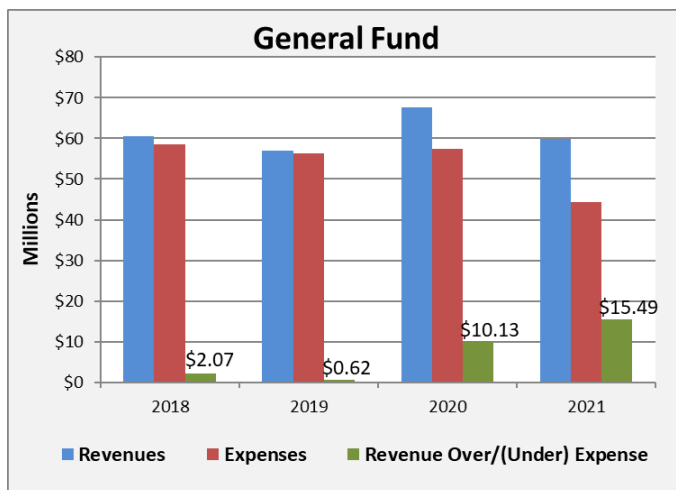
	<u>2018</u>	<u>2019</u>	<u>2020</u>	<u>2021</u>
Net Pension Liability	56,288,462	41,339,888	20,487,793	2,133,267
Net OPEB Liability	65,345,612	79,073,326	94,099,404	93,563,412

County Revenues and Expenses

The chart below illustrates a four year trend in the County's Revenues and Expenses.
In 2021, the Real Estate Tax rate remained the same at 33.5 mills

Revenues	2018	2019	2020	2021
Taxes	\$ 41,497,091	\$ 41,617,326	\$ 42,531,821	\$ 44,337,347
Operating Grants & Contributions	87,790,104	86,484,955	98,041,200	109,761,439
Charges for Service	9,754,131	9,868,570	8,489,700	8,815,406
Interest & Investment Income	187,946	269,485	237,708	88,708
Reimbursed Expenses/Other Income	2,512,774	2,743,117	2,088,850	2,427,088
Total Revenues	141,742,046	140,983,453	151,389,279	165,429,988
Expenses				
Administrative	\$ 11,558,788	\$ 11,451,099	\$ 10,539,310	\$ 11,348,584
Judicial	11,933,834	11,824,605	11,882,580	12,035,701
Corrections	17,899,172	17,994,255	17,809,045	17,264,859
Public Safety	10,381,385	10,540,243	9,256,411	10,689,264
Debt Service	7,420,129	4,867,525	3,792,399	4,637,712
Human Service	76,468,178	77,107,345	77,947,791	87,022,392
Conservation	965,117	1,427,284	896,191	883,582
Housing	1,440,612	1,375,988	3,377,596	1,027,868
Highways/Streets	2,317,025	2,642,412	2,202,702	1,733,929
Culture/Recreation	1,235,815	1,178,453	1,179,747	1,184,794
Capital Projects	1,350,147	299,053	11,080,533	1,096,263
Total Expenses	142,970,202	140,708,262	149,964,305	148,924,948
Other Financing Sources/(Uses)	(98,598)	(278,607)	19,003,776	(231,943)
Net (Deficiency)/Excess	\$ (1,326,754)	\$ (3,416)	\$ 20,428,750	\$ 16,273,097

The majority of the Net Excess in 2021 relates to the \$12.6 million in federal funds received in May under the American Rescue Plan Act of 2021

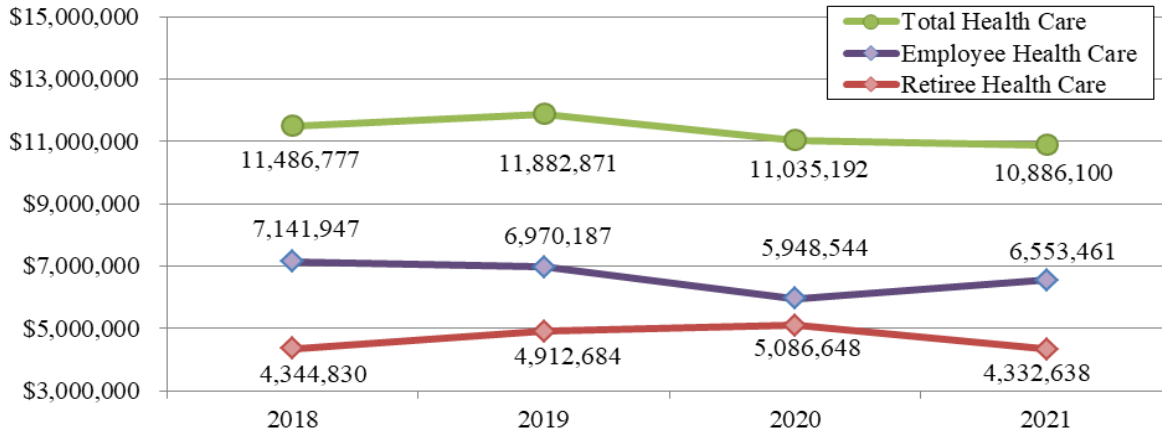


General Fund Revenues and Expenses

	Revenues	Expenses
2018	60,531,979	58,460,490
2019	57,044,210	56,420,444
2020	67,557,849	57,427,326
2021	59,774,477	44,285,672

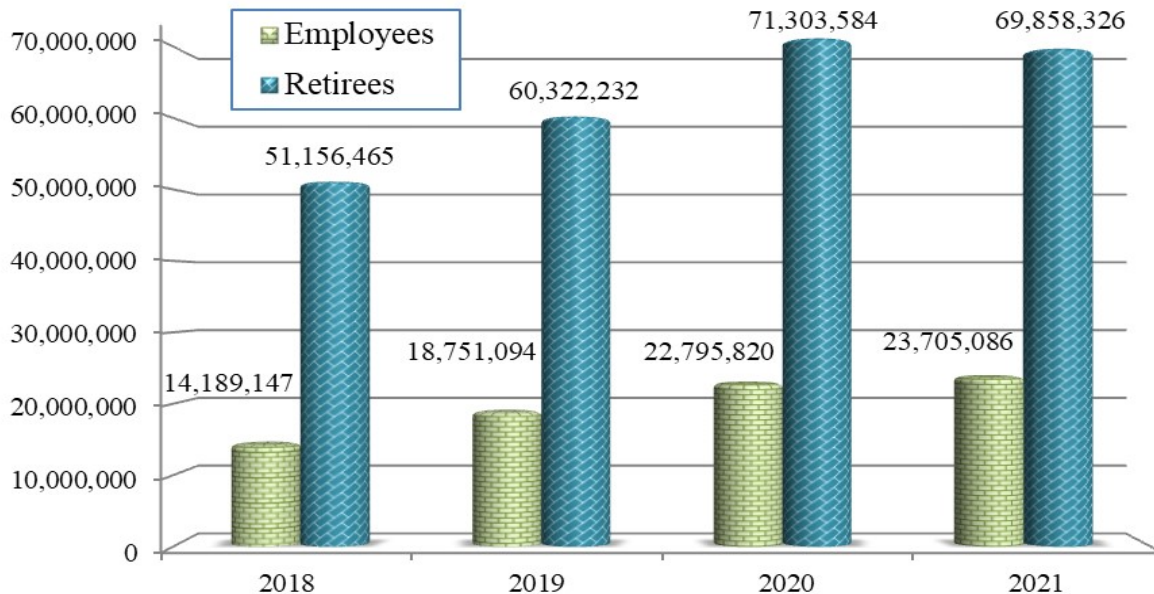
Health Care Costs

Since 2011, Cambria County has been self insured for health care using UPMC to administer the plan. The chart below shows the total health care costs and the breakout of employee health care and retiree health care.



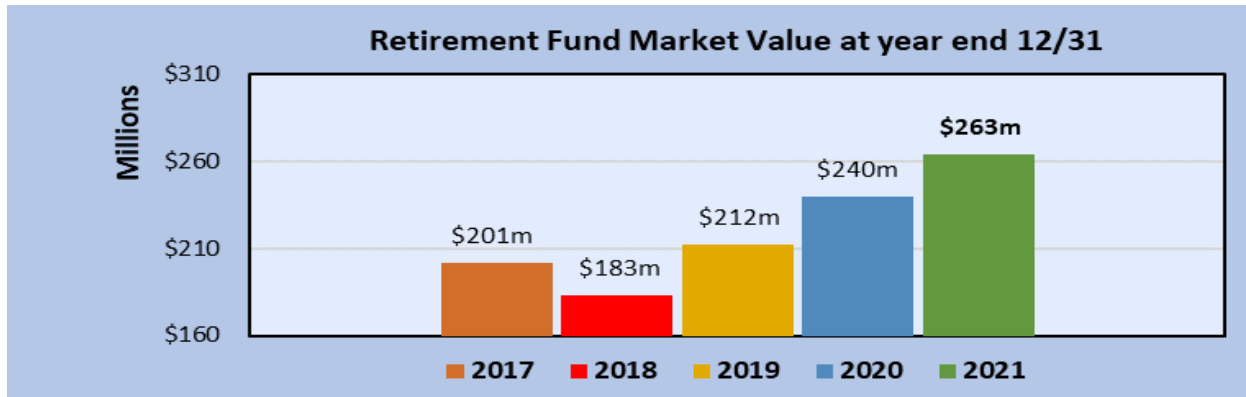
Other Post Employment Benefits

For employees hired prior to 2005, Cambria County offers hospitalization and life insurance upon retirement. The chart below shows the liability associated with Other Post Employment Benefits. The County was mandated to adopt a new accounting standard which increased the Employee and Retiree Liabilities starting in 2018. In addition for 2020, the County updated the actuarial assumptions following a study of actual experience by the Actuary related to the Plan increasing the liabilities.

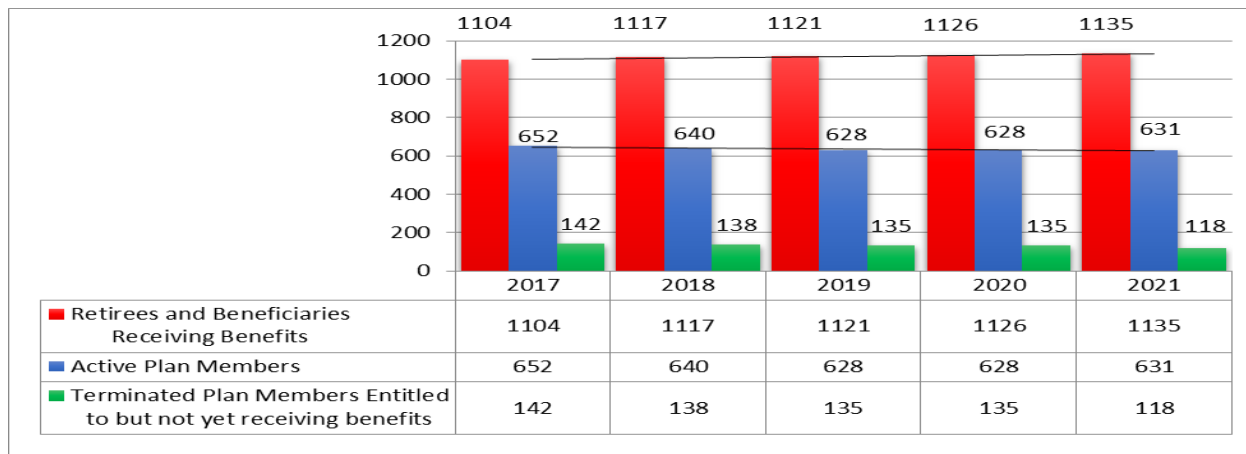


Cambria County Retirement Fund

The graph represents the Retirement Fund market value at year end. As of December 31, 2021, the market value was **\$263,861,583**. A complete report of the Employee Retirement Trust Plan is available on the County's website, www.cambriacountypa.gov, under the Retirement Board page or by contacting the Controller's Office.



Over the past five years, the number of retirees receiving benefits from the retirement plan has grown and is larger than the number of active plan members contributing to the retirement plan.



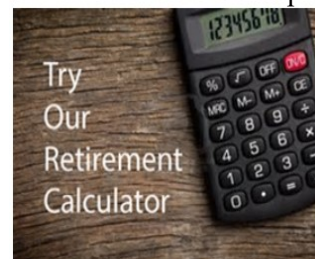
ACTIVE PLAN MEMBERS

Check out what is available on the Cambria County Website under the Retirement Board page
CAMBRIA COUNTY www.cambriacountypa.gov

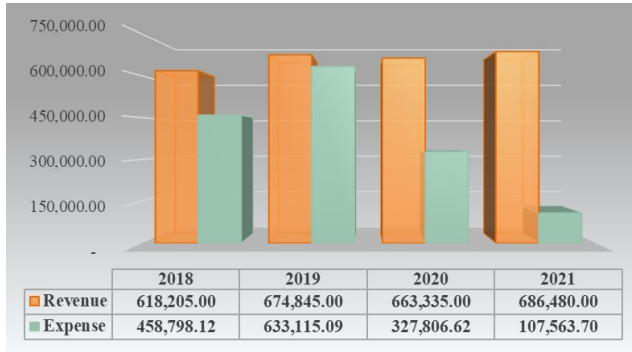
**EMPLOYEE RETIREMENT
PRESENTATION**



frequently
asked questions



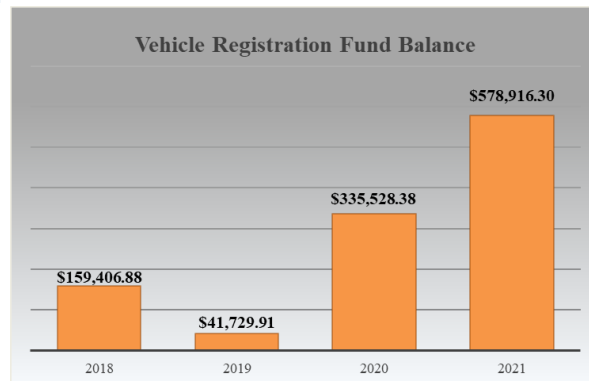
Vehicle Registration Fee



Red Mill Bridge truss removal

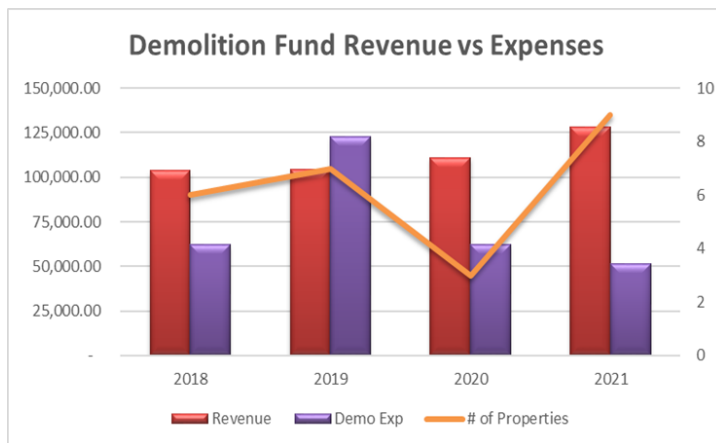
The \$5 vehicle registration fee is part of Act 89 of 2013. In Cambria County, the monies collected are used to rehabilitate and/or replace County owned bridges. Cambria County owns 26 bridges throughout the County.

During 2021, engineering for the Red Mill bridge located in Blacklick Township continued. Red Mill bridge was built by Variety Iron Works of Cleveland, Ohio in 1895. The National Trust for Historic Preservation has deemed Red Mill Bridge a historic bridge.



Act 152 - Demolition Fund

Established in 2017, the demolition fee of \$15 per deed and mortgage recorded has been used to remove blighted properties throughout Cambria County. Funds are distributed through the Cambria County Redevelopment Authority. The chart to the right reflects the municipalities who have benefited from Act 152 funds since 2017.

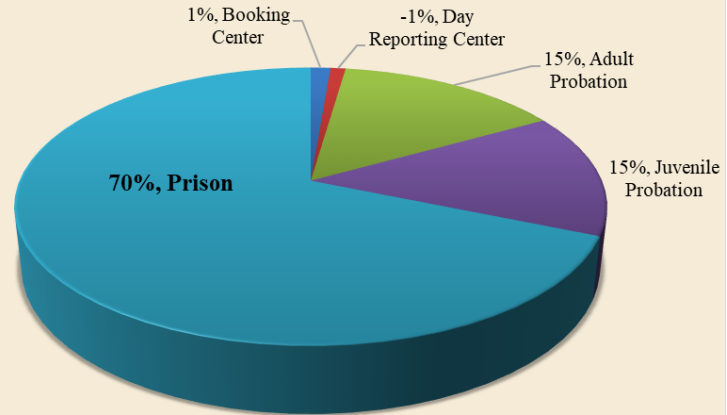


Total Demolition Costs	
Brownstown Boro	\$ 6,799.00
City of Johnstown	72,475.80
Ebensburg Boro	7,869.00
Franklin Boro	13,799.00
Gallitzin Boro	20,905.00
Hasting Boro	6,799.00
Lilly Boro	24,206.00
Lower Yoder Twp	1,000.00
Nanty Glo Boro	19,394.00
Northern Cambria Boro	40,000.00
Portage Boro	8,834.00
Scalp Level Boro	1,000.00
South Fork Boro	19,698.00
Summerhill Twp	41,560.00
West Carroll Twp	3,999.00
West Taylor Twp	10,788.00
	\$ 299,125.80

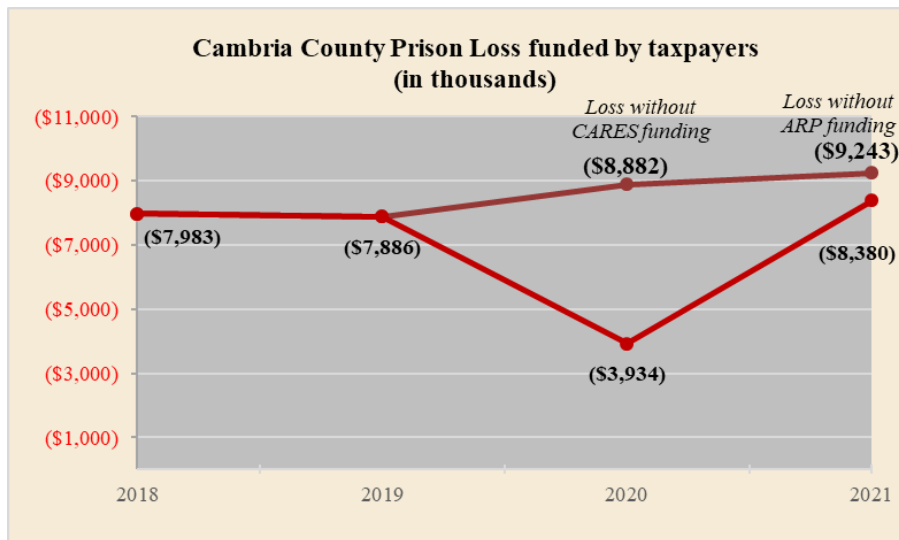
County Corrections

County Corrections is made up of the Prison, Central Booking Center, Day Reporting Center, and Probation (*both Adult and Juvenile*).


For 2021, \$11.9 million of your County tax dollars were used to facilitate County Corrections. The pie chart shows a breakdown of each portion of County Corrections with the Prison accounting for a majority of the cost at 70% or \$8.4 million. The County Prison has approximately 500 available beds and houses County and Federal inmates.



The chart below shows the total losses per year for the Prison funded by taxpayers. In 2021, the County was able to recoup \$863 thousand in employee wages and benefits through the American Rescue Plan of 2021 (ARP). Without this recovery, the loss for the County Prison would have been \$9.2 million funded by taxpayers.



The Prison completed a security upgrade during 2021 which cost \$183,866. In the coming year the Prison will also be getting a new roof, updating the kitchen and upgrading the HVAC system.



Liquid Fuels Fund

The County receives a portion of the overall State's liquid fuels tax. A portion of this tax is reallocated to all municipalities within Cambria County based upon their requests and the final decision of the Commissioners.

The liquid fuels monies are used for bridge/road repair and maintenance.

The list to the left shows the amount of funds paid to Municipalities in 2021 and the list below shows the unpaid or reserved allocations for each municipality and the number of years worth of allocations reserved:

Municipality	Amount Paid
Adams Twp	\$18,000
Barr Twp	11,750
Brownstown Boro	6,100
Cambria Twp	17,600
Carrolltown Boro	4,500
Chest Springs Boro	2,600
Clearfield Twp	6,900
Croyle Twp	9,200
Dale Boro	23,000 *
East Carroll Twp	7,800
Ebensburg Boro	7,500
Ehrenfeld Boro	19,000 *
Elder Twp	5,300
Ferndale Boro	4,200
Franklin Boro	3,000
Hastings Boro	5,300
Jackson Twp	13,800
Lorain Boro	27,200 *
Lower Yoder Twp	7,500
Munster Twp	9,600 *
Nanty Glo Boro	8,000
Northern Cambria Boro	30,000 *
Patton Boro	20,400 *
Portage Twp	10,500
Richland Twp	26,400
Sankertown Boro	15,600 *
Scalp Level Boro	4,400
Summerhill Boro	3,200
Summerhill Twp	9,500
Susquehanna Twp	31,200 *
Upper Yoder Boro	11,900
Washington Twp	5,400
West Carroll Twp	21,400
West Taylor Twp	16,200 *
Westmont Boro	11,000
White Twp	8,000 *
Wilmore Boro	28,000 *
Total Payments	\$470,950

Municipality	Amount Unpaid	# of Years Encumbered
Allegheny Twp	21,400 *	2
Ashville Boro	6,800 *	2
Blacklick Twp	7,600	1
Cassandra Boro	19,600 *	7
Chest Twp	4,000	1
Conemaugh Twp	21,000 *	3
Cresson Boro	5,300	1
Cresson Twp	10,000	1
Daisytown Boro	8,400 *	2
Dean Twp	11,300 *	2
East Conemaugh Boro	4,900	1
East Taylor Twp	8,400	1
Ehrenfeld Boro	3,800	1
Franklin Boro	8,000 *	2
Gallitzin Boro	12,000 *	2
Gallitzin Twp	10,600 *	2
Geistown Boro	6,300	1
Lilly Boro	8,400 *	2
Loretto Boro	19,500 *	3
Middle Taylor Twp	9,400 *	2
Nanty Glo Boro	8,000	1
Portage Boro	7,100	1
Reade Twp	14,000 *	2
Southfork Boro	8,800 *	2
Southmont Boro	15,000	1
Stonycreek Twp	8,300	1
Tunnelhill Boro	25,600 *	8
Vintondale Boro	3,900	1
	\$297,400	

*Municipality's payment includes allocations from multiple years.

CAMBRIA COUNTY ELECTED OFFICIALS



Board of Commissioners

From left: Scott Hunt,
Thomas Chernisky, Chairman; and
William "B.J." Smith, Vice-Chairman



Max R. Pavlovich
Clerk of Courts



Cindy Perrone
*Register of Wills & Clerk of
Orphan's Court*




Ed Cernic, Jr.
Controller



Greg Neugebauer
District Attorney



Lisa Kozorosky
Treasurer




Lisa Crynock
Prothonotary



Jeffrey Lees
Coroner



Melissa Kimla
Recorder of Deeds



Donald Robertson
Sheriff

Guide to County Government

<u>Office</u>	<u>Official</u>	<u>Phone</u>	<u>Email</u>
Commissioner	Thomas Chernisky	(814) 472-1600	
Commissioner	William "B.J." Smith	(814) 472-1600	
Commissioner	Scott Hunt	(814) 472-1600	
Controller	Ed Cernic, Jr.	(814) 472-1620	ecernic@co.cambria.pa.us
Clerk of Courts	Max R. Pavlovich	(814) 472-1540	mpavlovich@co.cambria.pa.us
Coroner	Jeffrey Lees	(814) 535-6222	lees@co.cambria.pa.us
District Attorney	Greg Neugebauer	(814) 472-1680	
Prothonotary	Lisa Crynock	(814) 472-1638	lcrynock@co.cambria.pa.us
Recorder of Deeds	Melissa Kimla	(814) 472-1473	mkimla@co.cambria.pa.us
Register of Wills	Cindy Perrone	(814) 472-1440	cperrone@co.cambria.pa.us
Sheriff	Donald Robertson	(814) 472-1691	drobertson@co.cambria.pa.us
Treasurer	Lisa Kozorosky	(814) 472-1643	lkozorosky@co.cambria.pa.us

Crisis Intervention Hotline	1-877-268-9463
Area Agency on Aging	(814) 539-5595
Behavioral Health / Intellectual Disabilities / Early Intervention Program	(814) 535-8531
Children & Youth Services	(814) 539-7454
Drug & Alcohol	(814) 536-5388
Conservation District	(814) 472-2120
Cost & Fines	(814) 472-1551
Court Administrator	(814) 472-1552
Domestic Relations	1-800-638-4409
Duman Park	(814) 472-8390
Election Office	(814) 472-1460
Human Resources	(814) 472-1610
Jury Selection Division	(814) 472-1501
Non-Emergency Dispatch	(814) 472-2100
Tax Assessment Office	(814) 472-1451
Tax Claim Bureau	(814) 472-1445
Veteran Affairs	(814) 472-1590

For more information visit the County's website at

www.cambriacountypa.gov



Do you suspect Fraud or Abuse is occurring within Cambria County?

Contact the Controller's Office.

**ALL TIPS ARE KEPT
CONFIDENTIAL**

- Mail your tip to:
The Controller's Office,
Attn: Kristine Segear
200 S Center St., Ebensburg, PA 15931
- Direct calls to Kristine Segear at (814) 472-1623



24/7 Warrant Hotline (814) 472-8395

Date printed: August 4, 2022